




Advanced Dynamic Opacity Monitor

Continuous particulate emissions monitoring and recording system

SC600

Dust Emissions

Monitoring System



QAL 1



Certificate No: 9389

- Full Environmental report and analysis facility by linking to a PC and printer via optional DustReporter software
- Up to 4 channels of monitoring via expansion module and 255 channel capability
- Employing Dynamic Opacity technology offering very low maintenance with no blower motors
- Inbuilt self-checks, diagnostics, advanced system features and onboard 24hr memory review and calibration

What it Does

The SC600 is a microprocessor based optical measuring system which uses a dynamic sensing technique to measure the rate of change of light (Dynamic Opacity) as particulates pass through an infrared light beam. This proven optical technique coupled with advanced design features offers significant reliability and resolution advantages over traditional Opacity monitors and virtually overcomes lens fouling associated with standard Opacity monitors. The SC600 meets European monitoring requirements and is suitable for continuous monitoring of particulate emissions from flue stacks, combustion processes, Electrostatic filters as well as other types of arrestment plant.

What it Does

Realtime Display

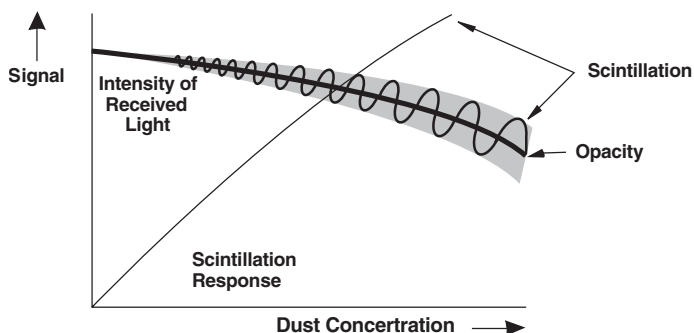
- Dust data displayed in real time for individual or multiple sensors
- Zoom scaling permits both instantaneous and long term trend analysis
- Early warning and high level alarms activated and displayed for each channel
- Status panel provides easy interpretation of sensor status and alarm condition for all sensors
- Easy access to historical data and maintenance logs
- Datalogging and Reporting
- Extensive and fully configurable data logging and data reporting
- Data storage occurs while other application programs are being run
- Archiving feature assists effective management of data older than 4 years
- Preconfigured environmental reports
- Maintains history of dust and instrument alarms and corrective actions
- Normalised concentration and mass emission reports (option)



Single channel report

Principles of Operation

The SC600 continuous particulate monitor works on the principle of optical scintillation. This technique monitors the variation in the amount of received light from the light beam transmitted across the stack. The variation derives from the temporal distribution of particulate which attenuates the light beam. The SC600 calculates the dynamic response (ratio of light variation to light intensity or obscuration). This method has the added benefit that the measurement is unaffected by lens contamination. The instrument response which is proportional to dust concentration is used to calculate Ringelmann, extinction and is calibrated to read in mg/m³ by reference to an Iso-kinetic sample (mass gravimetric technique). As the instrument is already measuring obscuration then Opacity can also be viewed on the display along with Ringelmann and extinction



Application Range

- Dust concentration from <2.0 to 10,000mg/m³/m
- Stack size 0.3 to 10 metres
- Temperature options -25 to +800°C (see optical heads option)

Application Areas

- Combustion and incineration processes
- Cement kilns and larger stacks
- Electrostatic precipitators
- Dust arrestment plant with low velocity (≥ 1 m/sec)
- To satisfy Environmental Legislation

Reliability Optimised

The Scintilla SC600 gives extended periods of operation without maintenance. In addition to the intrinsic benefits of Dynamic Opacity technology, advanced techniques are used to reduce or eliminate zero and span drift and stray light.

ZERO AND SPAN DRIFT

- The ratio of the signal scintillation to absolute light intensity is measured which compensates for any effects of lens build-up, misalignment or light source ageing. **Measurement in scintillation mode is unaffected until lens fouling is greater than 90%.**

If the light intensity (I) is reduced by a contaminant coating on the lenses, the variation in intensity (x) is affected in the same proportion, giving no net effect.

- Air purges can be used to minimise build-up in the first place.

STRAY LIGHT

- A modulated light beam enables the detector to eliminate stray and ambient light effects, along with interference from gases in the flue gas.

Lens condition	Light intensity	Variation	Scintillation
100% transmission	I	x	x/I
90% transmission	$0.9I$	$0.9x$	$0.9x/0.9I = x/I$
50% transmission	$0.5I$	$0.5x$	$0.5x/0.5I = x/I$

product features

Memory Capacity (Per Dust Channel)

Storage and averaging of memory	Adjustable over range of 1 minute to 8 hours
24 hour memory	Rolling 24 hours at 30 second store rate†
Average memory	16,000 data points (eg 600 days at 1 hour store rate)

Functions

Displayed units	mg/m ³ , mg/Nm ³ , g/m ³ , units, Calculated Opacity, Ringelmann, Extinction
Calibration mode	Assists with the calculation of calibration factors associated with isokinetic sampling
Review memory	Graphics or listing display of stored data (both 24 hours & long term data)†
Channel name	10 letter name (eg kiln stack) to identify stack
Access security	2 password levels protect unauthorised entry
Data security	Data stored in non-volatile memory (battery back-up for 24hr memory)
On-line mode	Displays on-line data from Receiver unit

Inputs/Outputs (per channel)

Type	Name	Specification	Function
Output	Dust emissions	4-20mA isolated (max 250Ω)	Scalable over full range of emissions
Output	Serial O/P	RS-232	Download of emissions data to PC (via DustReporter)
Output	Relay 1	Single pole make	Emission Alarm 1/Instrument Alarms
Output	Relay 2	Single pole make	Emission Alarm 2
Input	Digital 1	Digital	Plant running signal
Input	Digital 2	Digital	Bag cleaning reference pulse
Input	O ₂ input	Linear 4-20mA (0-25% O ₂)	Normalisation for Oxygen
Input	T input	Linear 4-20mA (0-1000°C)	Normalisation for Temperature (optional)

Mechanical/Electrical

	Control Module	Expansion Module
Enclosure rating	IP65	IP65
Enclosure size (mm)	260 x 160 x 90	360 x 160 x 90
Enclosure weight (kg)	3kg	4.5kg
Enclosure material	Die-cast aluminium (epoxy-coated)	Die-cast aluminium (epoxy-coated)
Power supply (switchable)	110V AC or 240V AC 50Hz 10VA	110V AC or 240V AC 50Hz
Fuse rating	250mA	250mA
Display type	Backlit LCD providing numerical and graphical display	N/A
Temperature range	-25° to 55°C	-25° to 55°C
No. of dust channels	1	Up to an additional 3

Sensors and Cables

Enclosing rating	IP65
Cable type	8 core screened
Cable length	20 metres standard: 300 metres max
Sensor head material	Die-cast aluminium (epoxy coated) and 304/316 stainless steel
Coupling material	Stainless steel
Flange sizes	DN40 PN6

Air purge	
Airline connection	¼" BSP
Air consumption	up to 0.5 litres/second per head
Optical heads	-25° to 250°C - standard -25° to 400°C - optional -25° to 800°C - optional
TX/RX head weight	1.5kg

Monitoring Range

Dust concentration	<2.0mg/m ³ /m to >1000mg/m ³
Stack temperature (option)	-25° to 800°C

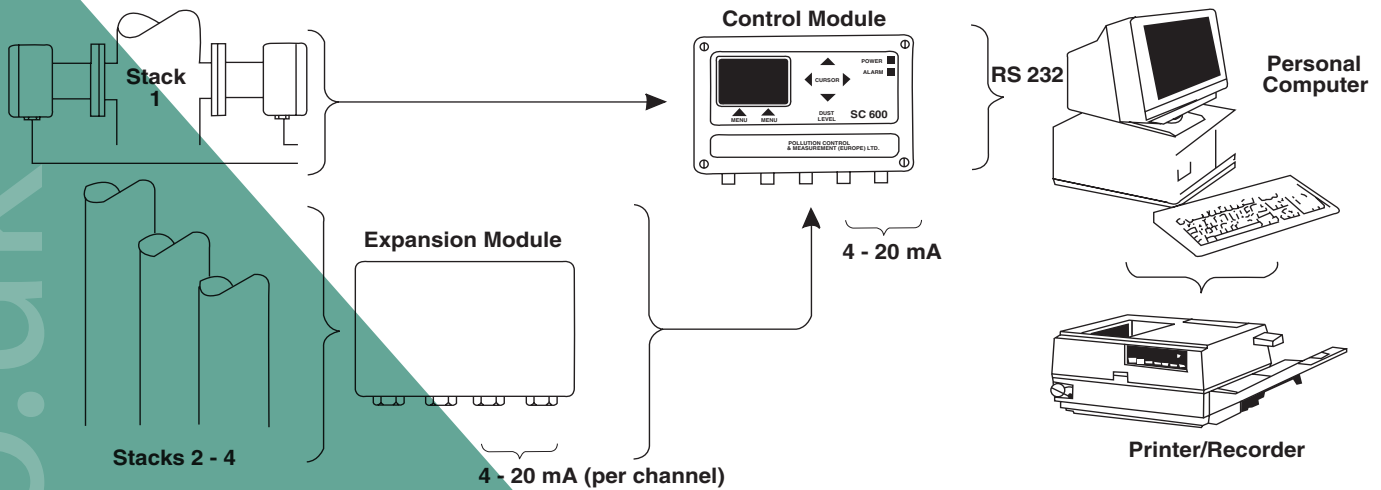
Stack sizes	0.6 to 10 metres
Output range	User defined over full range

Instrument Specifications

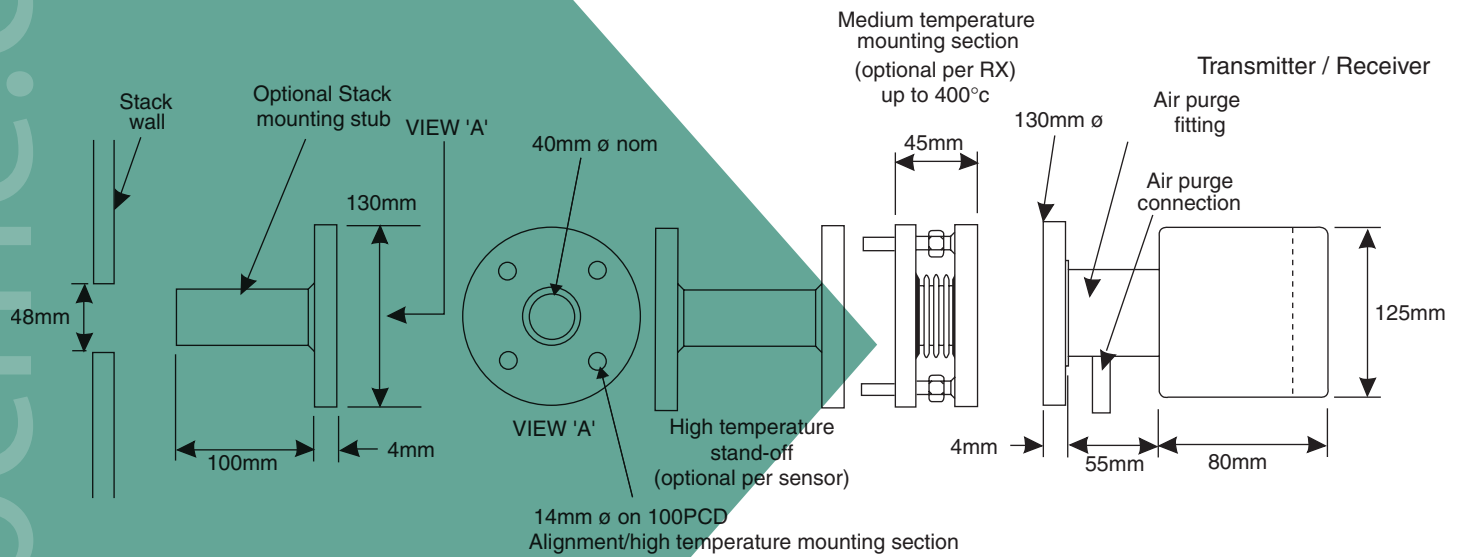
Resolution	0.2mg/m ³ 0.01% opacity
Response time	<10 seconds for 95% change
Self checks	Automatic zero, span and lights checks‡
Light source	Modulated LED (infrared spectrum)

specifications

System Overview

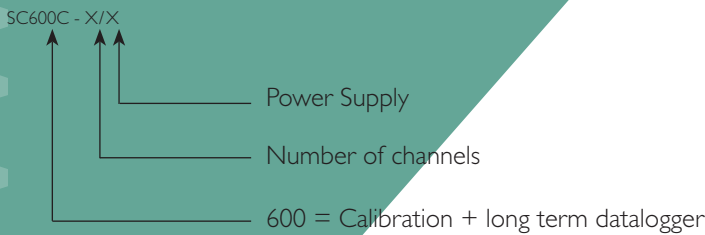


Physical Dimensions



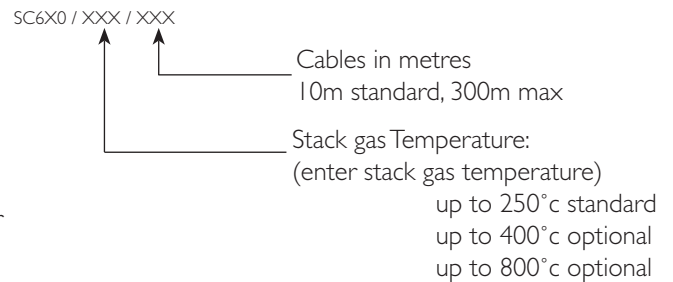
Order Codes

CONTROL UNIT



For higher temperatures please consult PCME Ltd.

TRANSMITTER / RECEIVER & CABLE



About PCME Ltd

As a progressive environmental Company, PCME specialises in particulate measurement for industrial processes. With a worldwide reputation for reliability, innovation and technological excellence, the Company produces equipment for concentration, velocity and mass monitoring for regulatory, environmental and process control requirements. A dedicated team of qualified application and sales engineers is always on hand and should be consulted in the selection and usage of the most suitable equipment for any particulate application.



PCME Ltd
Clearview Building, 60 Edison Road
St. Ives, Cambs PE27 3GH UK

Tel: Int +44 (0)1480 468200
Fax: Int +44 (0)1480 463400
E-mail: sales@pcme.co.uk

Contact your national or area sales and service office